

Series 41-5 Wedge Lok

RECOMMENDED GAP WIDTH

PCB + 5.33 (.210)

RECOMMENDED TORQUE

45 N-cm (4 in-lbs)

WEIGHT

.93 g/cm (.083 oz/in)

MATERIALS AND FINISH

WEDGES

Material:

Aluminum Alloy
6061-T6 per QQ-A-200/8

Finish:

See finish table on opposite page

SCREW

.09-in. or 2.5-mm hex. socket head cap screw, depending on mounting configuration

Material:

Series 300 stainless steel per
QQ-S-763 ASTM A-582

Finish:

Passivated per AMS2700

ALIGNMENT SPRINGS

Material:

Beryllium Copper QQ-C-533

Finish:

Nickel QQ-N-290 Class I, Grade G, Bright

OPTIONAL LOCK AND FLAT WASHER

Material:

Series 300 stainless steel per QQ-S-763 and ASTM A-582

Finish:

Passivated per AMS2700

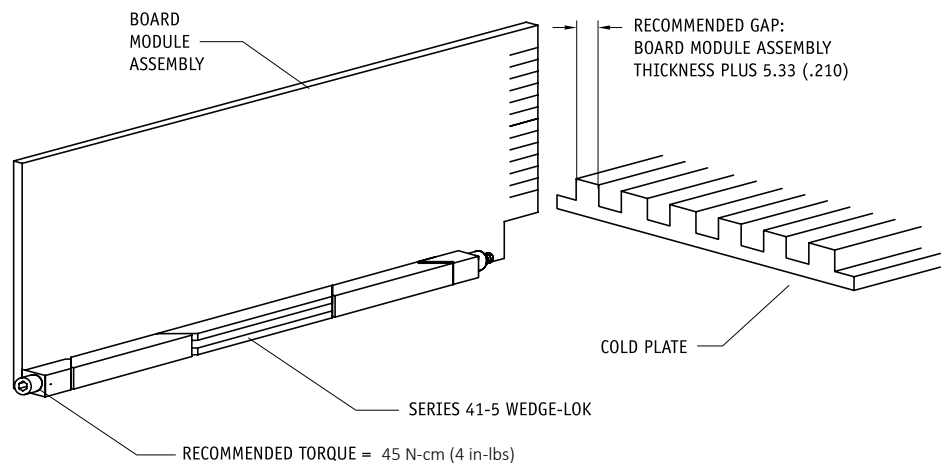
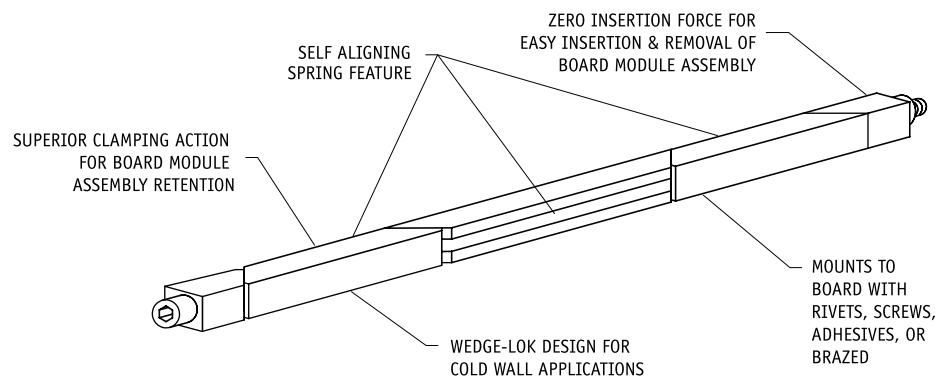
OPTIONAL LOCKNUT

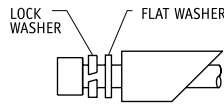
Material:

Type A286 stainless steel per ASTM
AMS 5525

Finish:

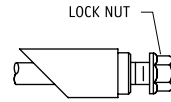
Silver plate per AMS 2410





LF OPTION

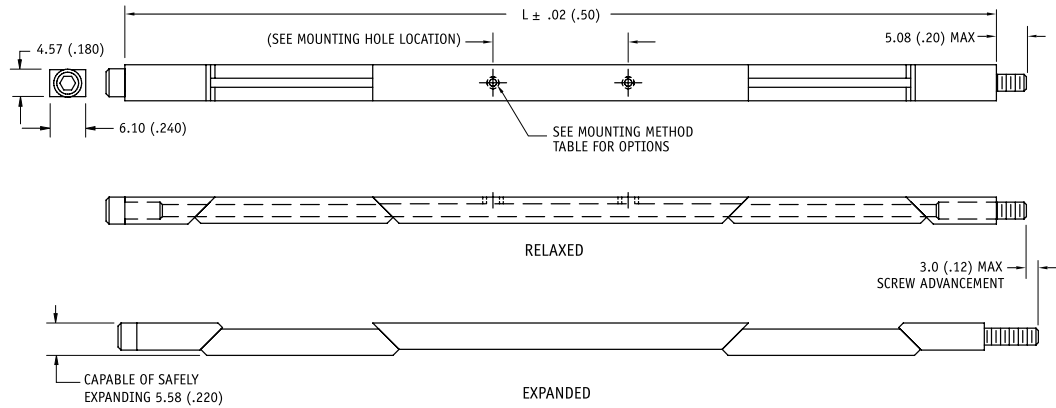
Provides additional resistance to shock and vibration (adds 2.5 (.10) to screw length)



LN OPTION

Captivates rear wedge when untorqued (adds 2.5 (.10) to screw length)

Units: mm(in)
unless specified otherwise,
.XX = ± .25, .X = ± .5
(.xxx = ±.010, .xx = ± .02)



MOUNTING HOLE LOCATION

22.86 (.900) hole spacing centered on mounting body
-10 thru -13 2 holes
-14 thru -24 4 holes

Part Number Code

Series 41-5 WEDGE-LOK Five-piece ZB-41-5 - 10 - B - LF - LN - T - L

Length

Length in 12.7 (.50) increments 10 [127.0 (5.00)]
to 24 [304.8 (12.00)]

Finish

Black Anodized B
Or select code letter from Finish Table

Lock/Flat Washers and Locknut

Lock Washer and Flat Washer LF
None [Blank]

Lock Nut LN
None [Blank]

Mounting

0-80 UNF-2B Tapped Hole T
Or select code letter from Mounting Method Table

Lock Patch

Lock Patch L
None [Blank]

FINISH TABLE

CODE	SURFACE FINISH
[blank]	CHEMICAL FILM PER MIL-C-5541, CLASS 1A, GOLD, NON ROHS COMPLIANT
CC	CHEMICAL FILM PER MIL-C-5541, CLASS 1A, CLEAR
EN	ELECTROLESS NICKEL PER MIL-C-26074, CLASS 4, GRADE B, BRIGHT
N	NICKEL PLATE PER QQ-N-290, CLASS 1, GRADE G, BRIGHT
B	BLACK ANODIZE PER MIL-A-8625, TYPE II, CLASS 2
B3	HARD BLACK ANODIZE PER MIL-A-8625, TYPE III, CLASS 2
B3D	HARD BLACK ANODIZE WITH DRY FILM LUBE PER MIL-L46010

MOUNTING METHOD TABLE

CODE	METHOD
[blank]	2-56 UNC-2B TAPPED HOLE
R	RIVET MOUNT (Ø 1.70 + .10/- .03 (.067 + .004/.001) THRU □ Ø3.96 (.15) ∇ 5.08 (.200) √ Ø 3.56 (.140) x 100°)
A	NO MOUNTING HOLES
T	0-80 UNF-2B TAPPED HOLE
M2	M2 X .40 TAPPED HOLE
M	M2.5 X .45 TAPPED HOLE
NOTE:	RIVET (R) PARTS ARE SHIPPED UNASSEMBLED AND EXCLUDE ALIGNMENT PINS

Part Number Code example: 41-5-8-LF

Series 41-5 WEDGE-LOK 5-piece, 101.6-mm (4.00-in.) long, chem film finish, with Lock Washer and Flat Washer option, and standard rivet hole mounting.