



Series 44-5 WEDGE-LOK

CID 59789

RECOMMENDED GAP WIDTH

PCB + 10.80 (.425)

RECOMMENDED TORQUE

180 N-cm (16 in-lbs)*

WEIGHT

2.79 g/cm (.250 oz/in)

MATERIALS AND FINISH

WEDGES

Material:

Aluminum Alloy
6061-T6 per QQ-A-200/8

Finish:

See finish table on opposite page

SCREW

.14-in. or 3.6-mm hex. socket head cap screw, depending on mounting configuration

Material:

300 series stainless steel per QQ-S-763
ASTM A-582

A286 per FF-S-86 with dry film lube per MIL-L-46010 for "TLC" option

Finish:

Passivated per AMS2700

ALIGNMENT SPRINGS

Material:

Beryllium Copper QQ-C-533

Finish:

Nickel QQ-N-290, Class I, Grade G, Bright

OPTIONAL LOCK & FLAT WASHER

Material:

Series 300 stainless steel per QQ-S-763 and ASTM A-582

Finish:

Passivated per AMS2700

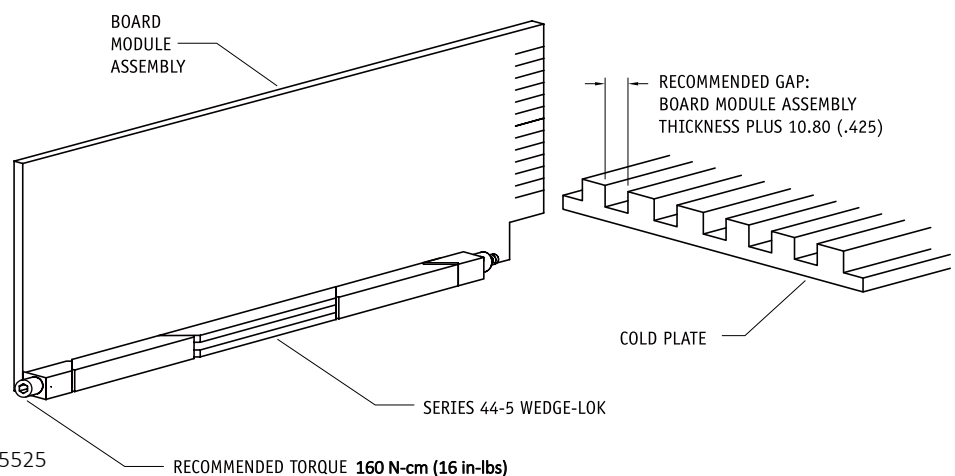
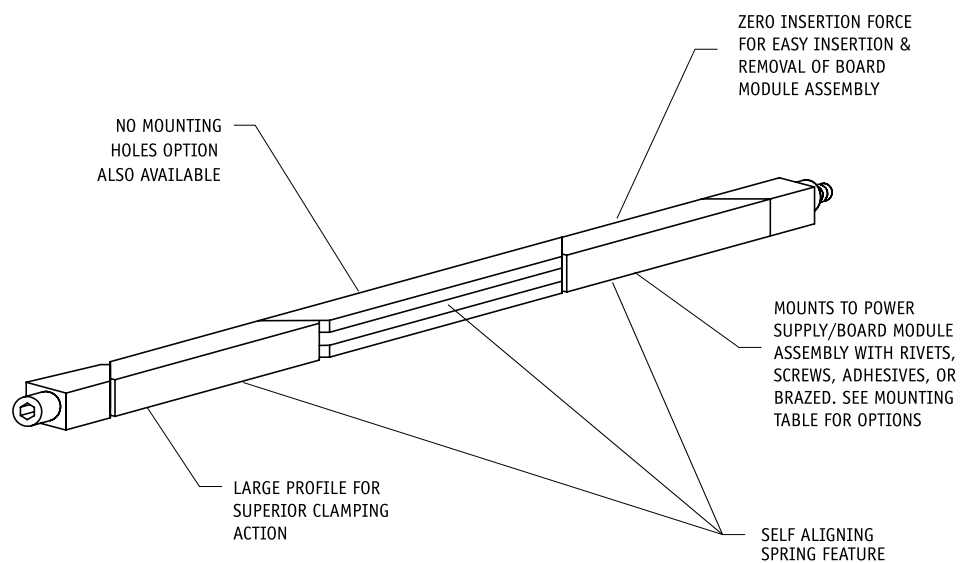
OPTIONAL LOCKNUT

Material:

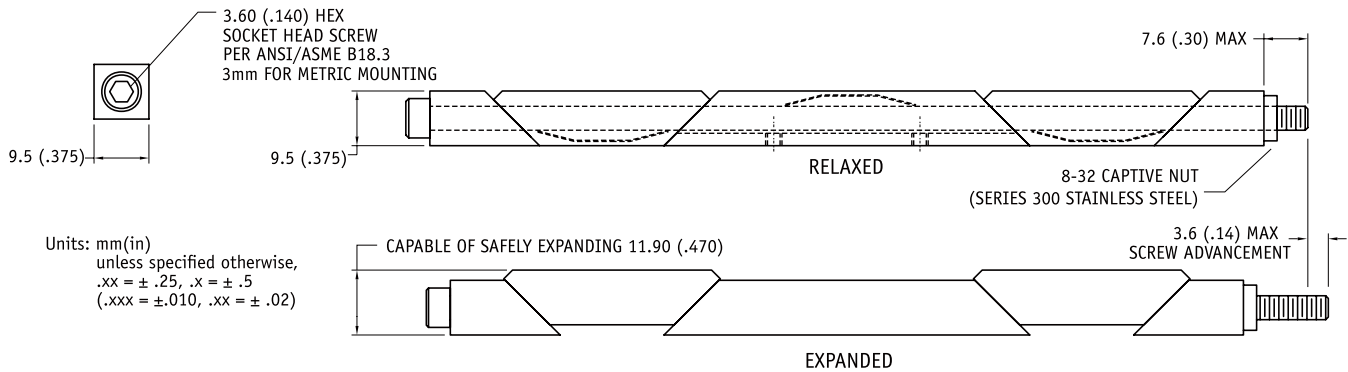
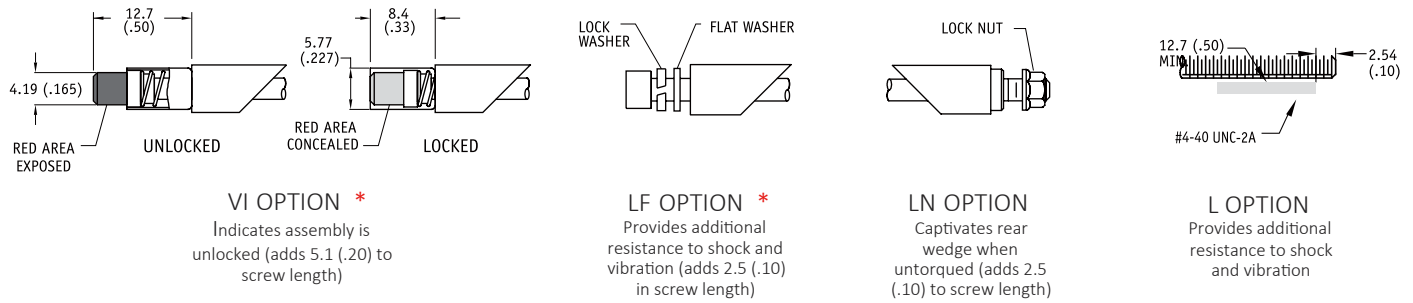
Type A286 stainless steel per ASTM AMS 5525

Finish:

Silver plate per AMS 2410



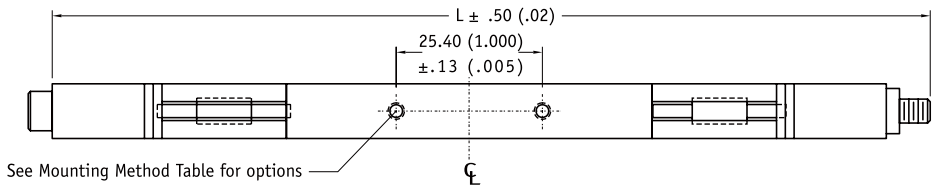
Series 44-5 Wedge Lok



Units: mm(in)
unless specified otherwise,
.xx = ± .25, .x = ± .5
(.xxx = ±.010, .xx = ± .02)

MOUNTING DIMENSIONS

25.40 (1.000) hole spacing centered on mounting body
-10 thru -13 2 holes
-14 thru -24 4 holes



Part Number Code	ZB-44-5	VI	-	10	-	B	-	LF	-	LN	-	S	-	L
Type														
Torque Limiting version *														TLC
Standard version with Visual Indicator		VI												
Standard version		[Blank]												
Length														
Length in 12.7 (.50) increments				10										[127.0 (5.00)]
														to 24 [304.8 (12.00)]
Finish														
Black Anodized														B
Or select code letter from Finish Table														
Lock/Flat Washers and Locknut														
Lock Washer and Flat Washer														LF
None														[Blank]
Lock Nut														LN
None														[Blank]
Mounting														
Standard 4-40 threaded holes														[Blank]
or choose from Mounting Method Table														
Lock Patch														
Lock Patch														L
None														[Blank]

FINISH TABLE

CODE LETTER	SURFACE FINISH
[blank]	CHEMICAL FILM PER MIL-C-5541, CLASS 1A, GOLD, N ON ROHS COMPLIANT
CC	CHEMICAL FILM PER MIL-C-5541, CLASS 1A, CLEAR
EN	ELECTROLESS NICKEL PER MIL-C-26074, CLASS 4, GRADE B, BRIGHT
N	NICKEL PLATE PER QQ-N-290, CLASS 1, GRADE G, BRIGHT BLACK
B	ANODIZE PER MIL-A-8625, TYPE II, CLASS 2
B3	HARD BLACK ANODIZE PER MIL-A-8625, TYPE III, CLASS 2
B3D	BLACK ANODIZE WITH DRY FILM LUBE PER MIL-L-46010

MOUNTING METHOD TABLE

CODE LETTER	METHOD
[blank]	4-40 UNC-2B TAPPED HOLES
A	NO MOUNTING HOLES
M	M2.5 X .45 TAPPED HOLE
M2	M2 X .40 TAPPED HOLE
M3	M3 X .50 TAPPED HOLE
R	RIVET MOUNT ($\emptyset 3.45 + .10 / -.03 (.136 + .004 / .001)$ THRU $\sqcup \emptyset 4.95 (.195) \sphericalcap 7.65 (.305) \sphericalcap \emptyset 4.95 (.195) \times 100^\circ$) RIVET "R" PARTS ARE SHIPPED UNASSEMBLED AND EXCLUDE ALIGNMENT PINS
S	2-56 UNC-2B TAPPED HOLE
T	0-80 UNF-2B TAPPED HOLE

*NOTE: FOR TORQUE LIMITING (TLC) VERSION:
VISUAL INDICATOR (VI), LOCK/FLAT WASHER (LF) NOT AVAILABLE
ONE ALIGNMENT SPRING FOR -10 TO -15 LENGTHS
MUST CLICK 3+ TIMES FOR PROPER INSTALLATION